



# Floor protection and maintenance



# Do you know how to choose the correct maintainer for your floor?

Maintenance is always a combination of cleaning and protection/repair of the surface. According to the expected appearance, traffic level and cleaning effort you can accept, use the positioning chart to choose the right product.



## SpeedCare Program

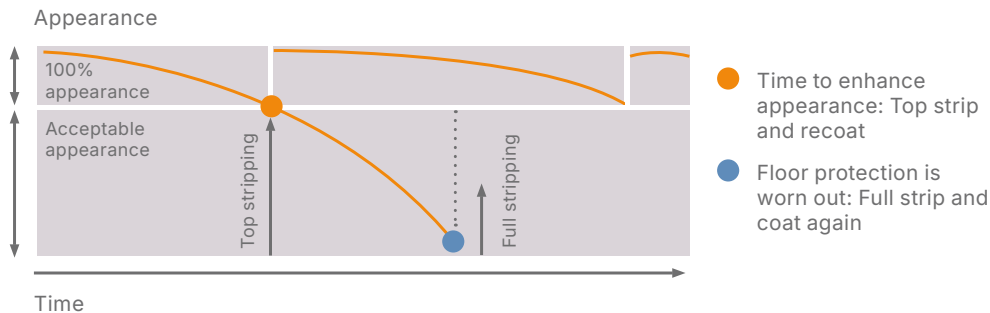
To maintain the appearance while reducing costs!

1. Appearance will be improved because you replace the dirty and scratched top layer before the floor appearance becomes unacceptable
2. You will save costs by keeping the under layers intact as a base protection to build on

## DeepCare Program

Renew floor protection when you want floors to look like new!

3. When floor protection gets worn out or to maximize floor appearance, a full strip and recoating is needed. This also expands the lifespan of your floor



## Machines & tools for effective application & maintenance:



### Stripping operation

- Wet vacuum cleaner
- Single disc machine, tank and pad
- Mop and bucket
- Cloths
- Edge cleaning tool
- Caution signs
- Personal protective equipment
- Dosing tools



### Polish application

- Polish applicator
- Flat mop and cloth
- Bucket, fringe mop and waste bag



### Maintenance operation

- Scrubber drier
- Mop and bucket
- Single disc and spray device



### Pad selection

- Stripping
- Top stripping
- Buffing
- Cleaning/maintaining
- Spray cleaning
- Twister pad program

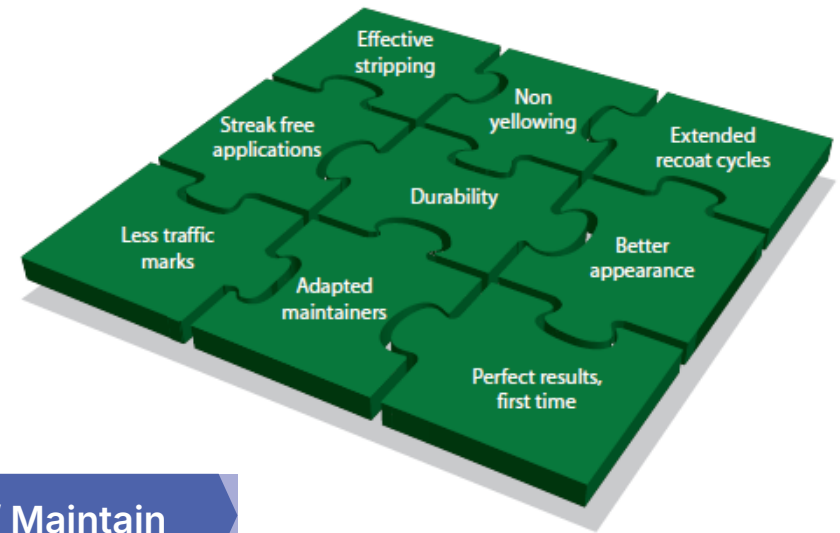
# Floor care made simple

Because you challenge us for the best performance...

... we have developed our most complete solution to increase the lifetime of your floors.

We have developed a series of specific answers for specialized flooring and can now offer specific, customized floor care solutions adapted to all floor types in any working environment.

Let our expertise and knowledge drive you through the world of floor care as simple as counting 1, 2, 3.



## 1 Prepare

### Select the right stripper for your floor type

- All our strippers have been developed to deliver effective, fast and safe results when removing all types of old floor emulsions
- Our range of strippers include ones for highly sensitive floors through to heavy duty strippers for multiple coated, burnished floors

## 2 Protect

### Choose the ideal gloss level



High gloss:  
Clear and  
bright look

Medium  
gloss:  
A warm, silk  
type of shine

Low gloss:  
Where  
matt is the  
key word













- All our floor emulsions have been tested under heavy traffic conditions to provide best durability
- They do not yellow in time and give exceptional resistance to traffic marks and scratches to deliver the best possible appearance
- Our floor emulsions are easy to apply and show very good slip resistance for fast application and safe results

## 3 Clean / Maintain

### Select the right maintainer adapted to your working environment

- All our maintainers offer a specific combination of ingredients for cleaning and protection to fit your specific traffic level, equipment used and expected appearance
- Our range consists of surfactant based maintainers to ease cleaning through to polymer based maintainers for additional protection or spray products for restoration

# Three steps for a perfect appearance

		What do you need to do?										
		1 Prepare		2 Protect			3 Clean / Maintain					
		Stripping is the first step in the floor care procedure, make sure you select the right stripper for your floor		For worn or porous floors, the use of a sealer is recommended prior to the application of the emulsion	High gloss 	Medium gloss 	Low gloss 	Maintenance depends on traffic intensity, amount of dirt, level of protection and equipment available on site				
TASK!								Cleans and prevents damage $\longleftrightarrow$ Protects and repairs damage				
What floor do you have?	Resilient floors (PVC, vinyl, etc.)		Jontec N°1 <ul style="list-style-type: none"> <li>Premium performance stripper</li> <li>No rinse</li> </ul>		Jontec Shine & Care <ul style="list-style-type: none"> <li>Long lasting high gloss</li> <li>Superior resistance to scuff, dirt and traffic marks</li> </ul>							
	Alternative	Jontec Futur <ul style="list-style-type: none"> <li>Heavy duty floor stripper</li> <li>General purpose cleaner</li> </ul>	Alternative: Jontec ProStrip <ul style="list-style-type: none"> <li>Heavy duty, multiple coats &amp; UHS floor stripper</li> </ul>	Jontec Seal & Care Sealer for porous floors <ul style="list-style-type: none"> <li>Improves adhesion on difficult floors</li> </ul>	Jontec Resitol & Care <ul style="list-style-type: none"> <li>High gloss</li> <li>Shows good disinfectant and alcohol resistance properties</li> </ul>	Jontec Satin & Care <ul style="list-style-type: none"> <li>Medium gloss</li> <li>Superior adhesion</li> </ul>	Jontec Matt & Care <ul style="list-style-type: none"> <li>Low gloss</li> <li>Good disinfectant &amp; alcohol resistance properties</li> </ul>	Jontec Tensol <ul style="list-style-type: none"> <li>Surfactant-based floor maintainer</li> </ul>	Jontec Combi & Care <ul style="list-style-type: none"> <li>Polymer based floor maintainer</li> <li>Machine application</li> </ul>	Jontec Extra & Care <ul style="list-style-type: none"> <li>Cleans and repairs</li> <li>Polymer based</li> <li>Restores initial gloss</li> <li>Mop application</li> </ul>	Jontec Restore & Care <ul style="list-style-type: none"> <li>High speed maintainer</li> <li>Spray method</li> </ul>	
	Linoleum	Jontec Linosafe <ul style="list-style-type: none"> <li>Linoleum safe stripper</li> </ul>	Alternative: Jontec Deepstrip <ul style="list-style-type: none"> <li>Problem solver/ stripper for multi coated linoleum floors</li> </ul>	Jontec Seal & Care <ul style="list-style-type: none"> <li>Sealer for porous floors</li> <li>Improves adhesion on difficult floors</li> </ul>	Jontec Resitol & Care <ul style="list-style-type: none"> <li>High gloss</li> <li>Shows good disinfectant and alcohol resistance properties</li> </ul>	Alternative: Jontec Satin & Care <ul style="list-style-type: none"> <li>Medium gloss</li> <li>Superior adhesion</li> </ul>	Alternative: Jontec Matt & Care <ul style="list-style-type: none"> <li>Low gloss</li> <li>Good disinfectant &amp; alcohol resistance properties</li> </ul>					
	Conductive floors (ESD)	Jontec N°1 <ul style="list-style-type: none"> <li>Premium performance stripper</li> <li>No rinse</li> </ul>	Alternative: Jontec Futur <ul style="list-style-type: none"> <li>Heavy duty floor stripper</li> <li>General purpose cleaner</li> </ul>	Jontec ESD & Care <ul style="list-style-type: none"> <li>A floor emulsion specially formulated for Electrostatic Dissipative floors</li> <li>Maintains or even improves the conductivity of the floor</li> </ul>					Jontec 300 Pur-Eco <ul style="list-style-type: none"> <li>Daily floor cleaner</li> <li>Suitable for scrubber dryer</li> </ul>			
	Stone: marble & terrazzo	Jontec Linosafe <ul style="list-style-type: none"> <li>Linoleum safe stripper</li> </ul>	Alternative: Jontec Deepstrip <ul style="list-style-type: none"> <li>Problem solver/ stripper for multi coated</li> </ul>	Twister pads <ul style="list-style-type: none"> <li>Twister red: Deep cleaning – use only when required</li> <li>Twister white (Step 1): Remove tiny scratches</li> <li>Twister yellow (Step 2): Renovate further, leaves a well-prepared surface for the last step - daily cleaning with the Twister green pad</li> </ul>					Jontec 300 Pur-Eco <ul style="list-style-type: none"> <li>Daily floor cleaner</li> <li>Suitable for scrubber dryer</li> </ul>		Green Twister Cleaning Pad	
	Any porous stone floor	Jontec Linosafe <ul style="list-style-type: none"> <li>Linoleum safe stripper</li> </ul>		Jontec Seal & Care <ul style="list-style-type: none"> <li>Sealer for porous floors</li> <li>Improves adhesion on difficult floors</li> </ul>		Alternative: Jontec Repel & Care <ul style="list-style-type: none"> <li>Water-based impregnator for stone floors</li> </ul>		Jontec Tensol <ul style="list-style-type: none"> <li>Surfactant-based floor maintainer</li> </ul>		Green Twister Cleaning Pad		

All statements, information and data presented herein are believed to be accurate and reliable, but are not to be taken as a guarantee, an express warranty or an implied warranty of merchantability or fitness for a particular purpose, or representation, express or implied, for which Solenis and its subsidiaries assume legal responsibility. ©Registered trademark, Solenis or its subsidiaries, registered in various countries. ™Trademark, Solenis or its subsidiaries, protected in various countries.  
© 2024 Solenis