
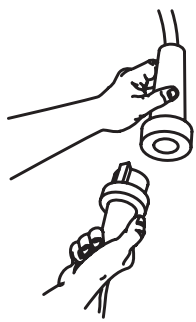


Supplies Needed Suministros necesarios



Wear gloves and safety goggles
Use guantes y antiparras de seguridad



Unplug equipment
Desenchue los equipos




Do not spray equipment that could be damaged by water
No rocíe sobre equipos que podrían dañarse con el agua


Sanitizer Test Instructions / Instrucciones de prueba del sanitizante



1 Obtain solution sample.
Obtenga una muestra de la solución.

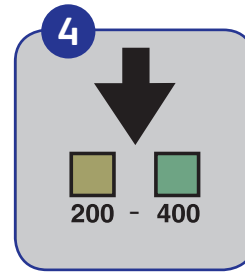


2 Cool solution to 75° F (25° C).
Enfríe la solución a 25° C (75° F).



3 Dip tape for 10 seconds.
Do not shake or swirl.
Compare colors immediately.
Sumerja la cinta durante 10 segundos.

No agite ni haga remolinos.
Compare los colores de inmediato.



4 Tape QT10 should read 200–400 ppm.
La lectura de la cinta QT10 debe ser 200-400 ppm.


Daily Directions for Use / Instrucciones para el uso diario



1 Remove large debris
Elimine los desperdicios grandes



2 Apply cleaning solution*
Aplique la solución limpiadora*



3 Allow to soak 5 minutes
Deje que se absorba durante 5 minutos



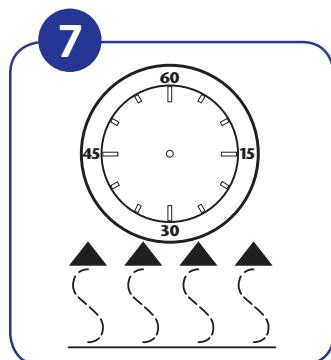
4 Scrub with stiff nylon brush
Restriegue con un cepillo duro de nilón.



5 Rinse
Enjuague



6 Sanitize*
Sanitice*



7 Air dry
Deje secar al aire

* Use only one handle at a time
* Utilice una sola manija a la vez

Questions: 1-800-558-2332

Always wear personal protective equipment.